

**DAVID A.
STRAZ, JR.
CENTER FOR THE
PERFORMING
ARTS**

**LOUISE LYKES
FERGUSON HALL**

TECHNICAL INFORMATION

revised March 7, 2010

DAVID A. STRAZ, JR. CENTER FOR THE PERFORMING ARTS THE STRAZ CENTER

MAILING ADDRESS: P.O. BOX 518
TAMPA, FLORIDA 33601-0518

SHIPPING ADDRESS: 1010 NORTH W. C. MACINNES PLACE
TAMPA, FLORIDA 33602-3720

TELEPHONE: (813) 222-1000 (Administration)
(813) 222-4897 (Facsimile Number)
(813) 229-STAR (Box Office Number)
(813) 222-1082 (TDD Number)

ARCHITECT

Design Team Arcop from Toronto, Ontario, Canada
Design Arts Group from Tampa, Florida

DAVID A. STRAZ, JR. CENTER FOR THE PERFORMING ARTS

The Center is located along the east bank of the Hillsborough River in downtown Tampa, and provides an environment for a wide variety of attractions and concerts.

It is the largest performing arts complex south of the Kennedy Center in Washington, D.C.. The \$57 million, 290,000 - square foot building is made up of four separate theaters.

The performing spaces in the complex can easily accommodate major musicals, dance, theatrical and television productions, as well as an assortment of events such as awards programs, films, pageants, conventions, and meetings.

LOCATION

The David A. Straz, Jr. Center for the Performing Arts is located at 1010 North W. C. MacInnes Place, which is one block west of Ashley Street. The Center is just south of I-275 and north of the Tampa Library, at the west end of Fortune and Tyler Streets.

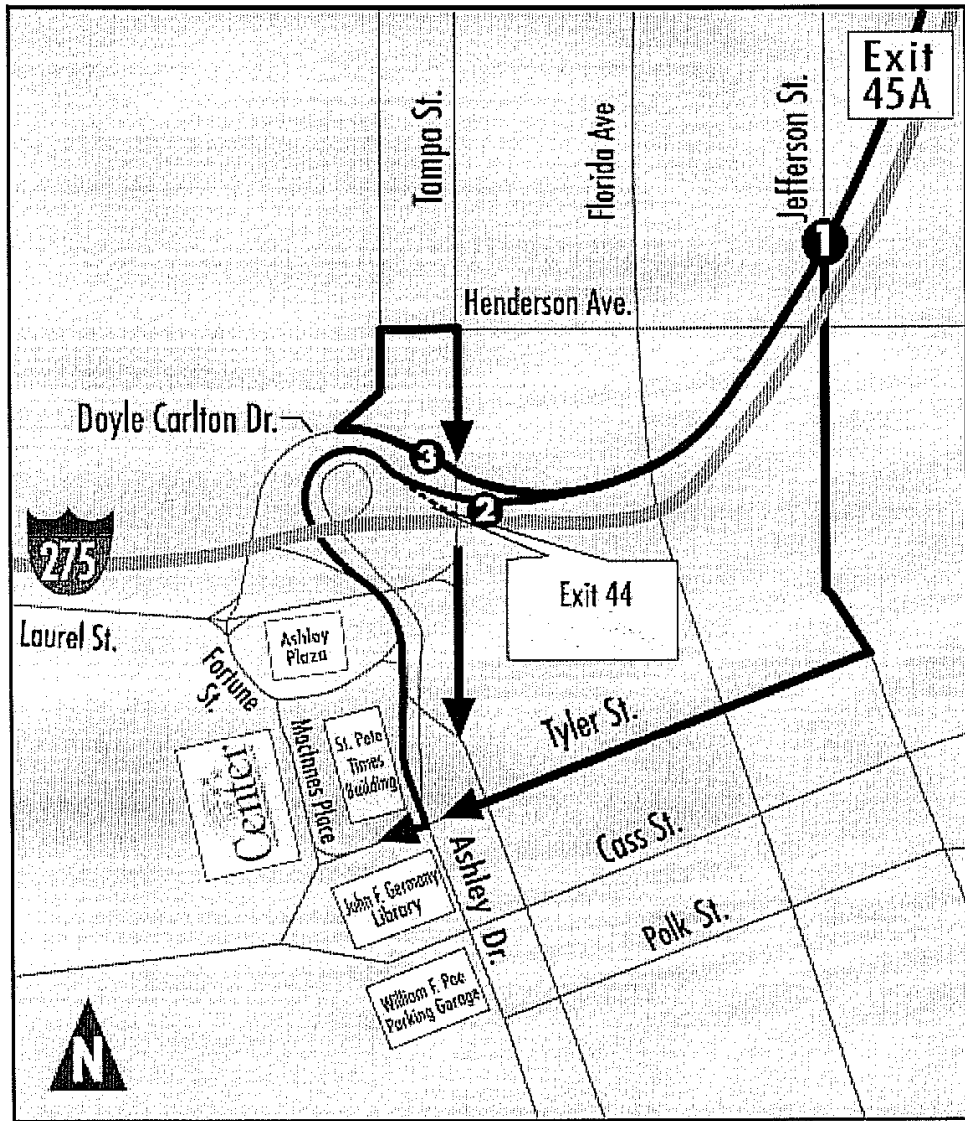
FROM ST. PETERSBURG: I-275 north and cross Tampa Bay via the Howard Franklin Bridge. Exit I-275 at the Downtown-West exit (exit #44).

FROM NORTH & CENTRAL CLEARWATER: Take U.S. 19 to Gulf-to-Bay (U.S. 60), go east. Cross Tampa Bay via the Courtney Campbell Causeway and follow signs to I-275 North, Exit I-275 at the Downtown-West exit (exit #44).

FROM SOUTH CLEARWATER: Take U.S. 19 to Ulmerton Road. Follow Ulmerton to I-275 North. Cross Tampa Bay via the Howard Franklin Bridge. Exit I-275 at the Downtown-West exit (exit #44).

FROM SARASOTA/VENICE: Take I-75 north and exit at I-4 west, Follow I-4 west to Tampa and take I-275 south at the divide. Exit I-275 at the Downtown-West exit (exit #44), which is immediately past the divide.

FROM ORLANDO: Follow I-4 to Tampa and take I-275 south at the divide. Exit I-275 at the Downtown-West exit (exit #44), which is immediately past the divide.



HOUSE RULES

Welcome to the Straz Center. We sincerely hope you have a pleasant and positive visit. Our staff will make every effort to accommodate your needs so that your production runs smoothly. Our staff is here to help you in any way possible. You can help us by observing to the following house rules:

1. Food and drinks are NOT permitted on stage. The exceptions are the Jaeb Theater when in cabaret configuration and for certain types of shows the Center deems appropriate. Smoking is never allowed in any theater.
2. The stage availability is scheduled through the company's stage manager, director, or designated representative. When the crew is on a meal break the stage is NOT available. Please do not enter the stage when it is dark. As soon as the crew returns the stage will be made available. If there are any questions regarding the schedule for stage availability please consult your stage manager, director, or a member of the Center's production staff.
3. The loading dock area may be used as a crossover to the Ferguson and Jaeb stage. Please do not rehearse or congregate in the area, as the noise is heard throughout the theaters. Please stay within the marked path and do not wander. If a show is loading in or out please use the crossover on the second floor. If you have any questions please ask security for directions.
4. Please confine your production to your designated theater and it's support areas. This is a large facility and frequently productions occur simultaneously. Our intention is to prevent unnecessary interruptions or awkward situations.
5. Parking is not permitted in the loading dock area or in front of the loading dock doors. It is designated for loading and unloading only. If you are unloading items from your car please do so and then move the car to one of the nearby parking lots.
6. For security purposes we ask that you enter and exit through the STAGE DOOR ONLY.
7. If you expect to meet friends or relatives after a performance direct them to the stage door only. Exceptions may be made available on a case by case basis. Please consult the production staff.
8. The wardrobe room is for costume use only. Personal laundry is not permitted.
9. DO NOT climb onto or jump off of the stage apron. We will be happy to direct you to stairs leading into the auditorium.
10. Please avoid touching or holding onto the stage drapes.
11. Please do not place objects upon the pianos--covered or uncovered.
12. Consult the head electrician before plugging any equipment into the receptacles.
13. Please do not remove chairs from the dressing rooms. We will supply you with any chairs you need.
14. Please do not use adhesive labels on dressing room doors or mirrors.
15. Alcoholic beverages are not to be brought into the building.
16. Check all valuables with your stage manager—the Center can not be responsible for property left in the dressing rooms.

If you have any questions or requests please feel free to consult a member of the production staff.

RULES AND REGULATIONS GOVERNING THE USE OF THE DAVID A. STRAZ, JR. CENTER FOR THE PERFORMING ARTS

GENERAL

1. Decoration or signs shall not be placed in any rooms, hallways, lobbies, or theaters in the building without the permission of the management. Any damages incurred by the violation of this rule will be paid by the party responsible for the damage.
2. No sign or decoration is allowed on the building exterior or sidewalk.
3. The visiting company shall not obstruct any portion of the sidewalks, entries, hallways, elevators, stairs, or other egress from the building including access to all building utilities.
4. Smoking is not permitted in the entire building.
5. Animals (other than seeing eye dogs) will not be allowed in the facility for any reason other than use in the show and only during rehearsal and/or performance. This privilege must be secured through the Director of Production Services prior to load-in and can not be altered under any circumstances.

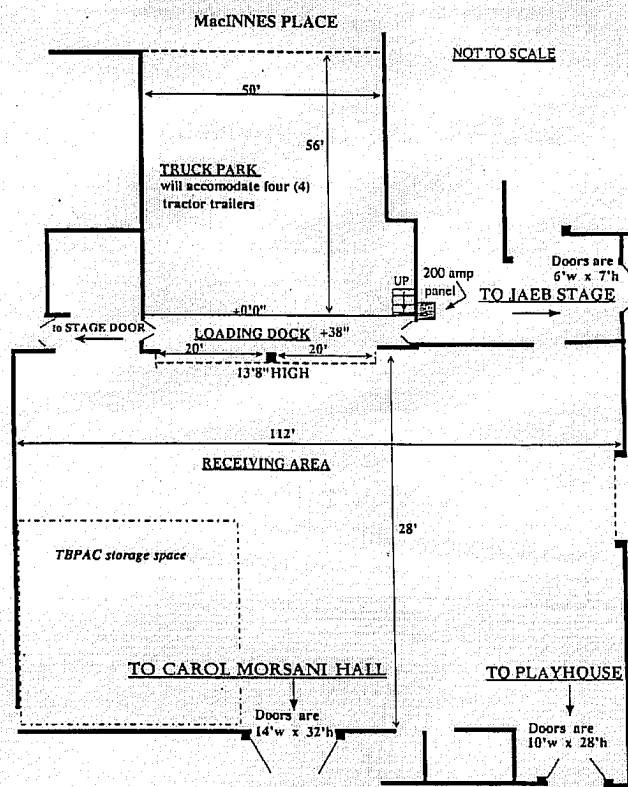
PRODUCTION RELATED

1. The visiting company shall provide identification and/or complete lists of all persons to be allowed in the backstage area. This list must be provided at load-in time. The Straz Center reserves the right to restrict backstage access.
2. The house opens 30 minutes prior to scheduled show time. All set-up and sound checks must be completed by this time. The Production Staff will assist the visiting company in opening the house on time.
3. Under no circumstance will the performance begin or the intermission end without the express direct verbal approval from the Straz Center's event Production Staff to the stage manager of the visiting company.
4. The Straz Center will provide space behind orchestra level seating to the extreme right and/or left of the sound control console. Please clear in advance with the Director of Production Services so that disabled seating can be removed in the appropriate areas. A snake 150' in length is necessary to reach the proscenium edge from the standard mix position.
5. The management reserves the right to control final sound level for any show in the Straz Center's theaters.
6. All coordination between the visiting company and the House staff will be done through the Production Staff with the exception of hard concessions.
7. The Straz Center maintains 24-hour security on all areas under its jurisdiction. No additional locks will be permitted on any door of the premises. It is recommended that valuables be collected by the visiting company's Stage Manager prior to the show and kept until the performance is completed the Straz Center assumes no responsibility for valuables left in the dressing rooms.
8. Any use of pyrotechnics, open flame, and/or smoke or fog will require the services of a Fire Marshal on site. It must be scheduled with the Director of Production Services.
9. Any use and/or changing of rigging and equipment must be approved in advance with the Director of Production Services.
10. The visiting company shall not allow nails, tacks, stage screws, or similar articles to be driven or placed in any part of the premises without the approval by the Director of Production Services.
11. Due to the fragile make-up of the stage floor surface, all tape used on the stage must be of light adhesive and must be approved for use by the Director of Production Services.

LOADING DOCK AREA

ACCESS TO THE LOADING DOCK MUST BE COORDINATED WITH THE PRODUCTION MANAGER.

- *The Loading Dock is located at 1010 North W.C. MacInnes Place between Fortune and Tyler streets.
 - *MacInnes Place is a two-way street. Trucks will not block the traffic.
 - *The Loading Dock is 38" from ground level. There is a forklift available.
 - *The dock can accommodate up four semi-trailers depending on availability.
 - *There are two 13' x 20' load in doors leading to the receiving area.
 - *The receiving area measures 110' wide by 28' deep by 40' high.
 - * Direct and level access is available to the Carol Morsani Hall and Ferguson stages.
 - *Access to the Jaeb Theater is through a set of double doors measuring 6' wide by 7' high.
 - *Please check with the Director of Production Services regarding storage of empty cases, extra equipment, scenery, etc...
- * PARKING IN THE LOADING DOCK IS BY PERMIT ONLY.**



PRODUCTION DEPARTMENT

* Senior Director of Operations	Maureen Shallcross	(813) 222-6402
* Director of Production Services	Michael Chamoun	(813) 222-1020
* Assistant Production Manager	Donald Moyer	(813) 222-1027
* Associate Production Manager	Janine Vanderhoff	(813) 222-1028

STAGE LABOR

The David A. Straz, Jr. Center for the Performing Arts is a union facility. THE STRAZ CENTER also has a full-time salaried technical staff which includes:

* Carpenter	Scott Cline	(813) 222-1023
* Fly man	Scott Bartel	(813) 222-1025
* Electricians	William Davis	(813) 222-1090
	Jesse Perkins Jr	(813) 222-1090
* Sound Technician	Aaron Boutin	(813) 222-1026

INTERNATIONAL ALLIANCE OF THEATRICAL STAGE EMPLOYEES LOCAL #321

All Labor calls must come through THE STRAZ CENTER

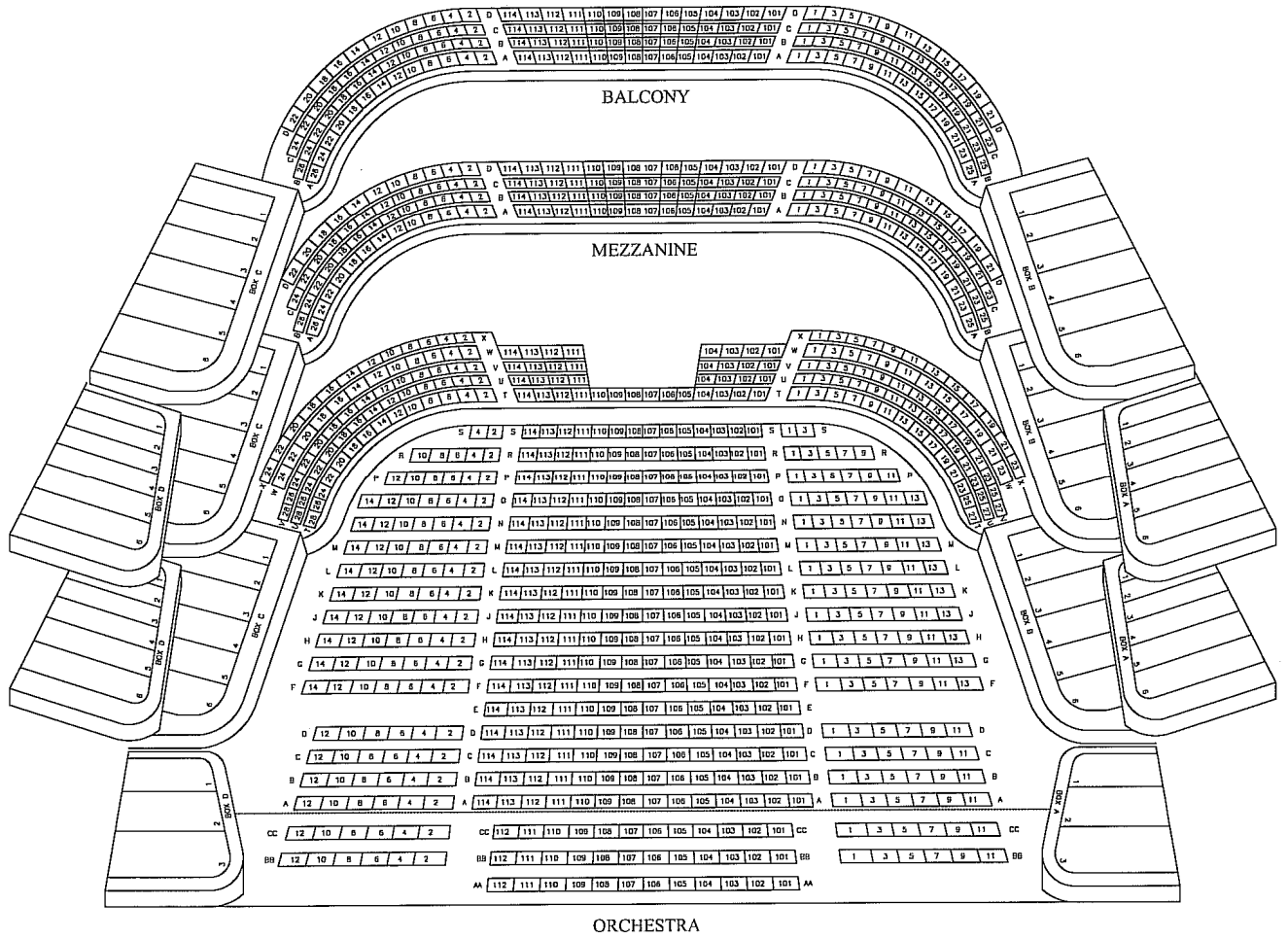
LOUISE LYKES FERGUSON HALL SEATING

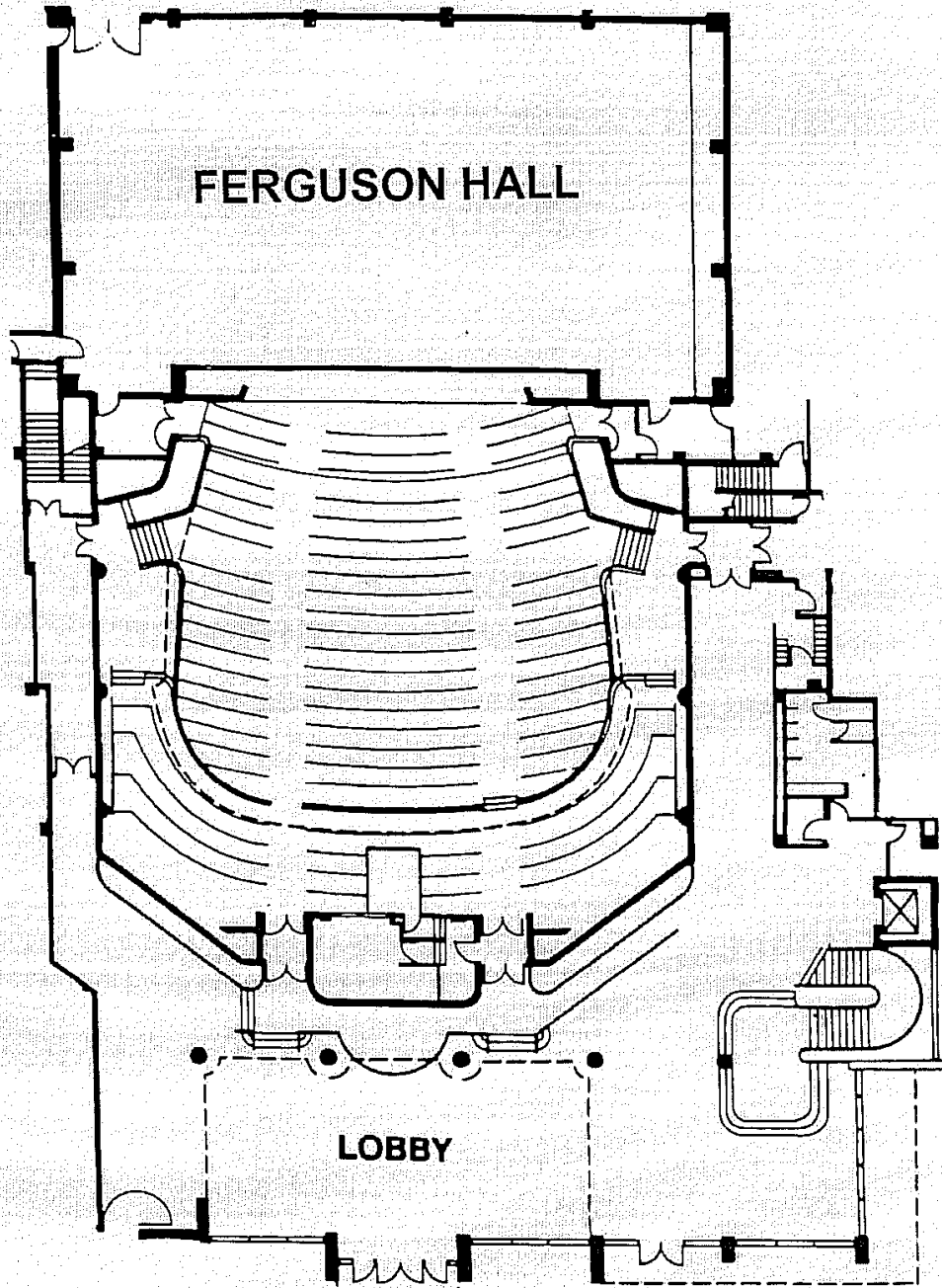
1,042 TOTAL SEATS

ORCHESTRA LEVEL	686 seats
MEZZANINE LEVEL	178 seats
BALCONY LEVEL	178 seats

ORCHESTRA PIT	60 seats
---------------	----------

(all pit seats are included in orchestra level count)





GENERAL INFORMATION

PROSCENIUM OPENING: 40' wide (maximum) - 25' (minimum) Portable Legs
30' high (maximum) - 20' (minimum) Portable Header

STAGE: 50' deep (from plaster line to back wall)
3'-8" deep (from edge of fixed stage to plaster line)
6'-6" deep (from plaster line to first available line set)
6'-6" deep (from edge of stage to the house curtain)

STAGE LIFT: 12' deep x 27' wide

OFFSTAGE: 44'-9" centerline to stage right
44' centerline to stage left fly gallery

GRID: 75' high -- structural steel (for rigging)
70' high -- pipes at high trim
4' high -- pipes at lowest trim
91 single purchase counterweight line sets

CONCERT WALL: 40' wide x 30' high x 8" deep
4'-6" edge of the stage to the wall

LOAD-IN DOOR: 20' wide x 15' high – Loading dock to receiving area
14' wide x 32' high – Receiving area to stage

***STAGE FLOOR IS BLACK LINOLEUM OVER A TRIPLE
BASKET WEAVE SPRUNG DANCE FLOOR.***

NOTE: Please refer to items #10 & 11 in "PRODUCTION RELATED RULES AND REGULATIONS" page, regarding use and care of the stage floor.

RIGGING

The Ferguson Hall has a complete fly system providing 91 single purchase counterweight lines, each with an arbor capacity of 1500 pounds. The outside diameter of the pipes is 2" and they are approximately 52' in length. The line sets are on 6" centers. The concert wall, proscenium headers and borders, and the portal legs are permanent fixtures.

There are five pairs of legs, each is full black velour. The border masking is non-pleated velour. The main curtain flies in a guillotine direction. The operation of the main curtain is located off stage left. The main curtain is a full curtain that is royal blue in color.

There is a white color cyclorama located 39'-2" from smoke pocket, allowing enough room upstage for cross-over space. There is one 35' x 52' white scrim, one 35' x 52' black scrim, and one non-pleated blackout drop that can be located on any of the available lines.

There is one black traveler located on line set #36. Moving this curtain is not advised.

There is a concert shell permanently hung in the theater. The top portions are on line sets #7 & 23 and #39. These pieces are not removable. Please see line set schedule for restrictions on line sets either side of ceiling pieces.

There are five (5) onstage electric pipes, one pipe with medium focus par cans, and five (5) par strips electrics. Please see the Electrics section on page 35 for more information.

All lines are controlled from the fly rail gallery that is located stage left on stage level.

LINE SCHEDULE

LINE	DISTANCE	UNIT	NOTES
A	1'-8"	CONCERT WALL	8" thick NOT MOVABLE painted wood
B	2'-2"	HOUSE CURTAIN	NOT MOVABLE blue in color
			works in a guillotine movement
1	2'-8"	PORTAL HEADER	NOT MOVABLE
2	3'-2"	PORTAL LEGS	NOT MOVABLE
3	3'-8"		FIRST LINE SET AVAILABLE
4	4'-2"	#1 PAR STRIPS	4 sets of Par 56 strips with Lee
			Color HT 027, 119, & 147
5	4'-8"	#1 ELECTRIC	X wash with Lee color 107 & 136, and US front
			wash with Lee 109 & 161, and 12 - specials
6	5'-2"	NOT AVAILABLE	
7	5'-8"	ORCHESTRA SHELL	top portion of the shell – NOT REMOVABLE
8	6'-2"	See notes	Can only be used as a non working line
9	6'-8"		
10	7'-2"		
11	7'-8"		
12	8'-2"		
13	8'-8"		
14	9'-2"	#1 BLACK BORDER	
15	9'-8"	#1 BLACK LEGS	
16	10'-2"	#2 PAR STRIPS	4 sets of Par 56 strips with Lee
			color HT 027, 119, & 147
17	10'-8"	#2 ELECTRIC	X wash with Lee color 107 & 136, and
			US front wash with Lee 109 & 161, and
			4 - specials
18	11'-2"		
19	11'-8"		
20	12'-2"		
21	12'-8"		
22	13'-2"	NOT AVAILABLE	
23	13'-8"	ORCHESTRA SHELL	top portion of the shell – NOT REMOVABLE
24	14'-2"	See notes	Can only be used as a non working line
25	14'-8"		
26	15'-2"		
27	15'-8"	#2 BLACK BORDER	
28	16'-2"	#2 BLACK LEGS	

LINE SCHEDULE

LINE	DISTANCE	UNIT	NOTES
29	16'-8"	#3 PAR STRIPS	4 sets of Par 56 strips with Lee Color HT 027, 119 & 147
30	17'-2"	#3 ELECTRICS	X wash with Lee color 109 & 136, and US front wash with Lee 109 & 161, and 4 - specials
31	17'-8"		
32	18'-2"		
33	18'-8"		
34	19'-2"		
35	19'-8"		
36	20'-2"	TRAVELER	
37	20'-8"		
38	21'-2"	NOT AVAILABLE	
39	21'-8"	ORCHESTRA SHELL	top portion of the shell - NOT REMOVABLE
40	22'-2"	See notes	Can only be used as a non working line
41	22'-8"	#3 BLACK BORDER #3	
42	23'-2"	#3 BLACK LEGS	
43	23'-8"	#4 PAR STRIPS	4 sets of Par 56 strips with Lee color HT 027, 119 & 147
44	24'-2"	#4 ELECTRICS	X wash with Lee color 109 & 136, and US front wash with Lee 109 & 161, and 4 - specials
45	24'-8"		
46	25'-2"		
47	25'-8"		
48	26'-2"		
49	26'-8"		
50	27'-2"		
51	27'-8"		
52	28'-2"		
53	28'-8"	#4 BLACK BORDER	
54	29'-2"	#4 BLACK LEGS	
55	29'-8"	#5 PAR STRIPS	4 sets of Par 64 strips with Lee color HT 027, 119 & 147
56	30'-2"		
57	30'-8"		
58	31'-2"		

LINE SCHEDULE

LINE	DISTANCE	UNIT	NOTES
59	31'-8"		
60	32'-2"		
61	32'-8"		
62	33'-2"		
63	33'-8"	#5 ELECTRIC	X wash with Lee color 107 & 136. The rest of the lamps are Par 64 MFL with Lee 132 & 111.
64	34'-2"		
65	34'-8"		
66	35'-2"	#5 BLACK BORDER	
67	35'-8"	#5 BLACK LEGS	
68	36'-2"	LOWER CYC STRIPS NOT MOVABLE	Six sets of T-3 strips with Lee color HT 027, 119 and Rosco 22
69	36'-8"	UPPER CYC STRIPS NOT MOVABLE	Six sets of T-3 strips with Lee color HT 027, 119 and Rosco 22
70	37'-2"		
71	37'-8"		
72	38'-2"		
73	38'-8"		
74	39'-2"	BOUNCE DROP	
75	39'-8"	BLACKOUT DROP	
76	40'-2"		
77	40'-8"		
78	41'-2"		
79	41'-8"		
80	42'-2"		
81	42'-8"		
82	43'-2"		
83	43'-8"		
84	44'-2"		
85	44'-8"		
86	45'-2"		
87	45'-8"		
88	46'-2"		
89	46'-8"		
90	47'-2"		
91	47'-8"		

ELECTRICS

FRONT OF HOUSE POSITIONS

The instruments contained in the front of house are permanently installed ETC 750 kw source 4s

- BALCONY 1 - Located on the mezzanine level and focused for the curtain wash. There are three 10° source 4 Lekos. Colored R 80.
- BALCONY 2 - Located on the balcony level and focused for a two-color wash. Colors are Lee 165 Day-light Blue and 111 Middle Rose. Twelve instruments are 14° source 4 Lekos.
- PORTS - Located on right and left of the spotlight booth. There are eight 10° source 4 Lekos. Colors are L 176 & L 132.
- COVE #3 - Focused for a two-color wash with Lee 137 Special Lavender and Lee 102 Light Amber. There is also a wash focused downstage of the proscenium for the orchestra shell and lift wash. Instruments are 14° source 4 Lekos.
- COVE #2 - Focused for a three-color wash downstage. Gels are Lee 109 Light Salmon, Lee 152 Pale Gold, and Lee 161 Slate Blue. There are eight units available for specials. All instruments are 14° source 4 Lekos.
- COVE #1 - Focused for a three-color wash upstage with cove 2. Units are 14° source 4 Lekos. Colors are L 109, L 152 & L 161. There are six 15°/30° units available for specials.
- UPPER BOX BOOMS - Located on balcony level and repeats left and right. Ten instruments per side that are 15°/30° for a two-color wash. Gel colors are Lee 137 Special Lavender and 147 Apricot. Three instruments per side are focused for an orchestra shell and lift wash.
- LOWER BOX BOOMS - Located on mezzanine level and repeats left and right. Six instruments per side that are 15°/30° for a two-color wash. Gel colors are Lee 111 Dark Pink and 161 Slate Blue. There are also two instruments per side focused as a curtain wash. Colored R 58.

*** Box Booms are horizontal. ***

- All instruments have 20 amp stage pin connectors.
- The F.O.H. washes are all pre-focused and circuited. If altered, all changes will need to be re-focused after the event.
- There are some additional circuits available.
- Balcony fixtures can not be moved without great difficulty and time.

FOLLOW SPOT BOOTH - Located 80' from the plaster line. Two Strong Short Throw Xenon Super Trouper instruments that are 2kw. These instruments are available for rent and are permanently housed in the follow spot booth. They may not be moved to any other location.

ELECTRICS

ONSTAGE POSITIONS

- There are five electric pipes.
- They offer side, down, and cross washes.
- Onstage Lekos are ETC Source 4s 750w. All Fresnels are ETC Parnels 750w. Cross washes are Source 4's.
- There is one electric of Medium Flood Par cans. This provides a two-circuit backlight.
- There are five battens of Par strips. These electrics contain four sets of Par 56 strips and one set of Par 64 strips with Lee colors HT 027 Medium Red, 119 Dark Blue, and 147 Apricot.
- The cyclorama is lit from overhead and a ground row. Instruments are Altman T-3 and are circuited for a three-color wash. Lee colors HT 027, 119 & Rosco 22
- There are five ladders stage left and five stage right. Focused in four color washes. Colors are R 68, R 31, R 58 & R 318.
- There are ten booms available upon request.
- There are four specials on electrics 2 through 4 available for special focus,
- All electrics are under-hung on 1 1/2" pipe.
- Stripping the electrics is not advised.
- For more information on each of the electrics please see the line schedule on page 31.
- The onstage washes are pre-focused and circuited. If altered, all changes will need to be re-focused after the event.

ROAD POWER

- Located off stage right.
- There are two disconnect panels, 400 amp per leg, 3 phase each.
- The road circuit transfer panel which offers access to the front of the house circuits is located in the same area.

NOTE: All F.O.H. circuits do not appear at the transfer panel

LIGHTING CONTROL

A dimmer-per-circuit system is used with 440 circuits. There are 408 2.4k dimmers and 32 6k 50 amp dimmers. All circuits are pin connectors with ground, and are controlled an ETC EOS console.

Dimmers are Strand CD 80s. Converters are used to convert console DMX to dimmer AMX.

LIGHT PLOT AND CIRCUIT PLOT AVAILABLE UPON REQUEST.

COLOR LIST

All color is Lee except for Roscolux R22.

CURTAIN WARMERS	R 80	Primary Blue
FRONT OF HOUSE	102	Light Amber
	109	Light Salmon
	111	Dark Pink
	137	Special Lavender
	152	Pale Gold
	161	Slate Blue
UPPER BOX BOOM LEFT & RIGHT	137	Special Lavender
	147	Apricot
LOWER BOX BOOMS LEFT & RIGHT	111	Dark Pink
	161	Slate Blue
STAGE LEFT X-WASH	107	Light Rose
STAGE RIGHT X-WASH	136	Pale Lavender
BACKLIGHT (Par 64 cans)	111	Dark Pink
	132	Medium Blue
LADDERS	R 31	Salmon Pink
	R 58	Deep Lavender
	R 68	Sky Blue
	R 318	Mayan Sun
ONSTAGE PARNELS	111	Dark Pink
	132	Medium Blue
PAR 56 STRIP DOWN LIGHT	147	Apricot
	HT 119	Dark Blue
	HT 027	Medium Red
CYCLORAMA & GROUND ROW	R22	Deep Amber
	HT 119	Dark Blue
	HT 027	Medium Red

SOUND

MAIN P.A. SYSTEM

- Yamaha PM 3500 mixer 32 Channels
- 1 XTA DP 224 3 way for Center
- 1 XTA DP 226 2x3 way for L/R

CENTRAL CLUSTER

This system is split into three (3) separate positions left, right, and overhead all located within the proscenium arch. A 3-way JBL system consisting of:

- 3 JBL sub-bass bins
- 6 JBL type J 2-way speakers
- Driven by 3 QSC power light 1.8 amps & 3 QSC power light 2 PL 230 amps.

AUXILIARY EQUIPMENT

The following equipment list is located in a booth in the rear of the house (orchestra level) 80' from the plaster line of the stage. All equipment is patchable.

- 1 Clark Technica DN 360 stereo 1/3 octave equalizer
- 1 Yamaha SPX 2000 digital reverb unit (subject to availability)
- 1 Tascam 122 cassette deck
- 1 Tascam CD 301 CD player
- 1 Tascam CD 450 CD burner/player
- 2 DBX 166 XL compressor limiter
- 1 Sony MDA E 58 mini disc

The following equipment list is located behind the cockpit in a sound-proof booth:

- 5 QSC 3500 power amps - patchable for stage foldback

PROGRAM / PAGE SYSTEM

The backstage program/page system is controlled from sound room # 3.

The system feeds all backstage hallways in the Ferguson Hall. The dressing rooms are equipped with volume controls.

SOUND

ONSTAGE COMMUNICATIONS

An RTS intercom system is available at the stage manager's console, located stage left, and all the booths. Patch points are available in all needed locations. RTS belt packs are available with Beyer DT 108 headsets. Patchable tie lines are available in all booths, the orchestra pit, and the fly rail for portable intercom systems.

House RTS is NOT compatible with Clearcom systems.

ROAD POWER

- Located off stage right
- One disconnect panel with 100 amp 3 phase

ADDITIONAL SOUND EQUIPMENT

- a Sennheiser infra-red system for the hearing impaired is provided.
- a Custom 24 volt cue light system is available in all needed locations. Cue lights are controlled at the stage manager's panel located stage left.
- There is a permanently installed front of house video camera for monitor use only. Video monitors are located in the lobby.

OUTBOARD AUDIO EQUIPMENT

The following is a list of outboard audio equipment in the Center which is not permanently assigned to a specific theater. ***Requests for additional equipment must be received by the Production Department no later than two weeks prior to the load-in.*** A nominal charge may be incurred on some of the equipment.

MICROPHONES

- * Shure SM 58
- * Shure SM 57
- * Shure SM 59
- * Shure SM 78
- * AKG 460 with AKG CK 1 head
- * AKG 535
- * Sennheiser 441
- * Sennheiser 421
- * Crown PZM
- * Crown PCC
- * Brooke Siren direct boxes
- * We have a large assortment of both straight and boom stands

SPEAKERS

- * JBL 4604 monitor speakers
- * JBL 4602 monitor speakers
- * JBL 4698 monitors
- * Electro-Voice 1503 monitors
- * TOA personal monitors (hot spot)
- * Loudspeaker systems include appropriate amps, controllers, and cable.

ORCHESTRA REINFORCEMENT

There are adjustable acoustical treatments and settings available in the Ferguson Hall..

- There are retractable curtains on all exposed walls.
- There is an acoustical wall, acting as an orchestra shell that is 8" thick located at the proscenium arch. For use when orchestra pit platform is at stage level.
- There is a Portable Wenger Diva Orchestra Shell stored upstage.

WARDROBE ROOM AND DRESSING ROOMS

There is one wardrobe room area located stage level back stage left. There is one washer and one dryer. There are irons, ironing boards, and portable steamers.

Use of the wardrobe room and it's inventory are available only when a member of the I.A.T.S.E. Local #321 wardrobe personnel is present. Scheduling of this may be done through the Production Department.

There are a total of 7 dressing rooms. Each dressing room is equipped with duplex outlets at each station and a full length mirror, a stage monitor feed, and either one portable rack or a wall-mounted rack.

ROOM #	# OF STATIONS	# OF SHOWERS	# OF TOILETS	# OF SINKS
1	Five	One	one	One
2	Seven	One	one	One
3*	Seven	One	one	One
4	Fourteen	One	two	Two
5	Four	One	one	One
6	Thirteen	One	two	Two
7	Five	One	one	One

*Please note that dressing room 3 is equipped with a wheelchair accessible restroom.

There are food and drink vending machines in the dressing room hallway diagonal to dressing room # 7. Those using the dressing room area of the Jaeb Theater and the Off Center Theater also use these machines.

NOTE: NO SMOKING, FOOD, OR DRINK IS ALLOWED ON STAGE.